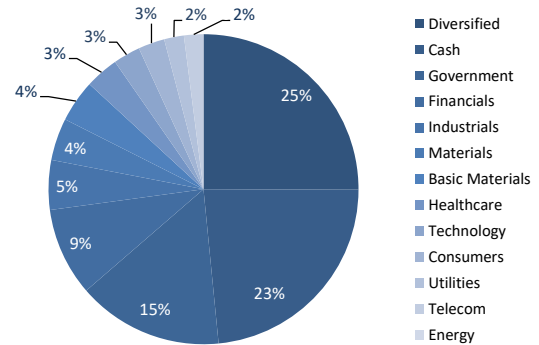




Profile and investment policy

The GFH European Bond Fund (GFH Europees Vastrentend Fonds; "Fund") is particularly suitable for private investors with an investment horizon of at least ten (10) to fifteen (15) years, with the desire to obtain higher returns than what savings deposits offer, while keeping the risks limited. The objective of The Fund is to invest in financial instruments, but without the specific risks of investing in equities. The Fund has an average target return of 4-6% per year. The Fund invests primarily in investment grade bonds, fixed income alternative investments and liquidities. The investments in bonds and similar instruments are spread over at least 10 individual financial instruments. The Fund mainly invests in European issuers with a distribution over various risk factors. In addition, The Fund may invest in alternative (fixed income) investments, such as through other investment vehicles.

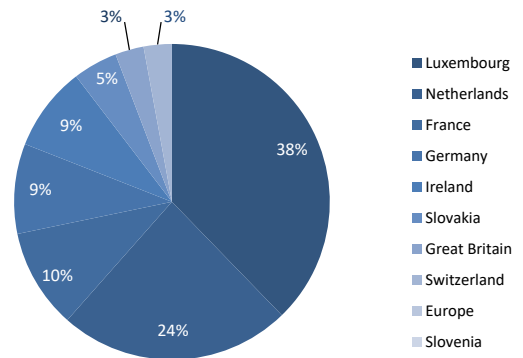
Asset allocation by sector



General data

Manager	Today's Tomorrow
Custodian	Stichting Circle Depository
Structure	Subfund of GFH Paraplu Fund
ISIN code	NL0010364436
Currency	Euro
Inception	May 2013

Asset allocation by country



Periodic indicative data - October 31, 2017*

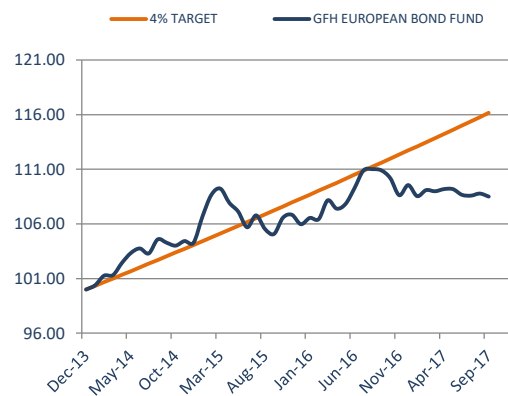
Performance October 2017	0.23%
Performance 2017 ytd	-0.73%
Performance since inception	7.64%
Total net asset value per share	10.76407
Total outstanding shares	6,734,479
Total net asset value	72,490,401
Liquidity investments	73%

***A temporary suspension of registration, purchase and redemption of units in the GFH Umbrella Fund has been imposed.**

Top 10 holdings

Name	In %
Cash	23.79%
Bondhouse S.A. 7.375%	6.66%
Bondhouse S.A. 7.375%	4.51%
Bondhouse S.A. 5.25%	3.93%
Bondhouse S.A. 7%	3.76%
Sanofi 2028	3.55%
Ierland 2024	3.33%
Slovakia 2027	3.27%
Daimler 2022	3.06%
ASML holding 2026	2.88%

Performance since 2014



MONTHLY RETURNS													
FONDS	JAN	FEB	MCH	APR	MAY	JUN	JUL	AUG	SEP	OCT	NOV	DEC	YEAR
2017	-0.92%	0.51%	-0.10%	0.18%	0.00%	-0.47%	-0.07%	0.18%	-0.25%	0.23%			-0.73%
2016	0.54%	-0.10%	1.61%	-0.70%	0.41%	1.34%	1.48%	0.11%	-0.10%	-0.64%	-1.41%	0.85%	3.38%
2015	2.30%	1.87%	0.52%	-1.19%	-0.75%	-1.34%	1.03%	-1.17%	-0.42%	1.41%	0.25%	-0.81%	1.63%

Today's Tomorrow BV
 Emmastraat 54
 1213 AL Hilversum

T: 035-3035 695
 E: gfhgiro@todaystomorrow.nl
 H: www.gfhgiro.nl
 R: CoC 50149032

Disclaimer:

The subfunds of the GFH Umbrella fund and Today's Tomorrow B.V. ("TT") are under oversight of the AFM. TT holds in esteem the necessary license which the Autoriteit Financiële Markten (AFM) requires from the manager of an investment institution. This biweekly report is composed with the utmost accuracy. According to TT all represented values and data are correct. ENO rights however can be derived from the information in this document. Distribution and/or commercial use of this information is prohibited without explicit consent of TT. More information can be found at www.fortomorrow.nl